

CORD

Buy American

Item Type	Senate Minority Staff Report
Download date	2026-03-15 01:53:42
Link to Item	https://hdl.handle.net/20.500.14300/2631



**BUY
AMERICAN**



Report prepared by:
U.S. Senator Debbie Stabenow
September 2018

Contents

Summary	2
Findings	4
Buy American Opportunities for Michigan Companies.....	9
Loopholes Sending Tax Dollars Overseas.....	16
Solutions to Strengthen Buy American Laws	19
Federal Agency Spending.....	22

Summary

People in Michigan know that we don't have an economy unless we make things and grow things. Our state has long been home to many of the world's leading manufacturers that make things like cars, precision parts for airplanes, furniture, and more. Over 11,000 Michigan manufacturers employ 600,000 people and contribute \$94 billion to the state's economy.¹

Senator Debbie Stabenow is laser-focused on supporting Michigan manufacturers and creating jobs right here in Michigan. She consistently meets with manufacturers to hear their concerns and discuss ways she can help cut red tape and make it easier for them to create jobs.

During her recent small-business tour, Senator Stabenow met with the CEO of R.A. Miller Industries (RAMI), a Grand Haven-based manufacturer of high-tech products for our military. RAMI's CEO expressed concern that our Buy American laws – meant to give priority to American companies when the federal government purchases goods – weren't working.

Buy American laws² ensure that products purchased using federal taxpayer dollars are spent on items manufactured or produced in the United States. Buy American laws support Michigan manufacturers by ensuring that iron, steel, and products purchased by state and local governments for public transportation projects are made in America. They also ensure that when federal agencies need a product to carry out their duties, they are putting American manufacturers first.

Senator Stabenow investigated and found that companies like RAMI are right: Buy American laws are not working for American manufacturers. **Between 2008 and 2016, the Department of Defense spent over \$154 billion on foreign purchases.**³ Those are contracts that could have gone to Michigan companies and created jobs for Michigan workers.

¹ <http://www.nam.org/Data-and-Reports/State-Manufacturing-Data/State-Manufacturing-Data/January-2018/Manufacturing-Facts---Michigan/>

² “Buy American laws” refers to statutes and regulations related to Federal procurement (Buy American) and Federal grants (Buy America). Although different in application, both laws require or provide preference for the purchase of products produced in the U.S., including iron, steel, and manufactured goods.

³ The Department of Defense produces an annual *Report to Congress on Department of Defense Fiscal Year Purchases from Foreign Entities*. Congressional staff reviewed these reports from

Senator Stabenow wanted to dig deeper and find out how widespread this problem was across all federal agencies and how much this has affected Michigan manufacturers in all industries.

First-of-Its-Kind Buy American Report:

Starting in March 2018, Senator Stabenow reached out to 17 federal agencies and requested information on their implementation of the *Buy American Act*, including any loopholes used to award contracts to foreign companies. The findings of this report are based on an analysis of the data received in response to these requests, as well as data available from the Department of Defense's annual reports on foreign purchases and data available in the Federal Procurement Data System.

FY2009-2016 and analyzed the data provided in order to form the basis of this report. The Department's reports to Congress are available online at:
https://www.acq.osd.mil/dpap/cpic/cp/DoD_purchases_from_foreign_entities.html

Findings

Because of loopholes in the *Buy American Act*, Senator Stabenow’s office found:

1. Between 2008 and 2016, federal agencies spent over \$92 billion dollars on foreign contracts because of Buy American loopholes*

Agency	Cost of Foreign Exceptions and Waivers
Department of Agriculture	\$169,302,707
Department of Commerce	\$297,521,398
Department of Defense	\$84,658,772,581
Department of Education	\$523,909
Department of Energy	\$26,900,000
Department of Homeland Security	\$1,588,303,801
Department of Housing and Urban Development	\$0
Department of Justice	N/A
Department of Labor	\$6,435,006
Department of State	\$2,498,789,711
Department of the Interior	\$234,425,604
Department of the Treasury	\$510,823,056
Department of Transportation	\$105,192,190
Department of Veterans Affairs	\$301,055,894
Environmental Protection Agency	\$19,269,032
General Services Administration	\$105,862,501
Health and Human Services	\$1,494,051,616
Total	\$92,017,229,008

* Department of Justice does not track the cost of Buy American loopholes.

2. Of all the federal agencies, the Department of Defense has awarded the most contracts to foreign companies

- Between 2008 and 2016, the Department of Defense (DoD) spent over \$154 billion on foreign purchases. More than half of this foreign spending is due to Buy American loopholes.
- After auditing 280 DoD contracts with a total value of \$610 million, DoD’s Inspector General found 81 contracts (valued at \$214.2 million)

that did not comply with the Buy American Act and DoD's Berry Amendment⁴ for a variety of reasons, including administrative errors and other compliance problems.⁵

3. Foreign countries provide less than half the market access to their government contracts compared to the United States

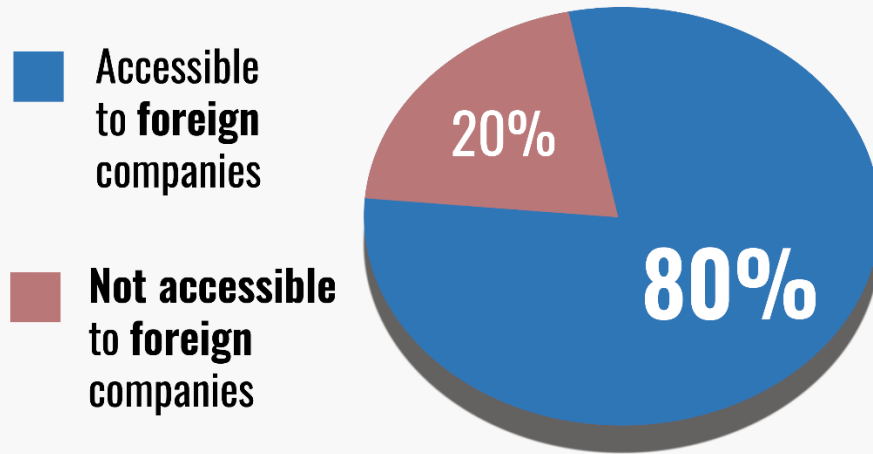
- In 2010, the U.S. opened up about 80 percent (\$198 billion out of \$247 billion) in federal procurement to countries that are signers of the World Trade Organization (WTO) Agreement on Government Procurement (GPA). In contrast, other signers of the WTO GPA (such as Japan, South Korea, and the European Union) have given American manufacturers significantly less access to their government's procurement markets. For instance, Japan and South Korea only provided American companies access to about 30 percent and 13 percent, respectively, of their countries' procurement markets. The European Union only provided US companies access to 16 percent of its total procurement spending⁶.

⁴ The Berry Amendment requires the Department of Defense to purchase covered items, such as food, clothing, tents, textiles, and hand and measuring tools that are 100% domestic in origin.

⁵ (2018). *Summary Report of DoD Compliance With the Berry Amendment and the Buy American Act*. Department of Defense, Office of Inspector General.

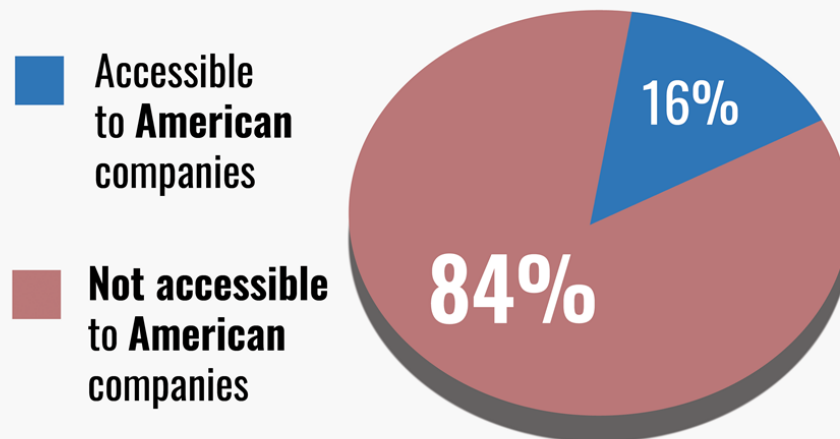
⁶ G.A.O. (2017). *United States Reported Opening More Opportunities to Foreign Firms Than Other Countries, but Better Data Are Needed*. U.S. Governmental Accountability Office.

United States - Access to Government Contracts



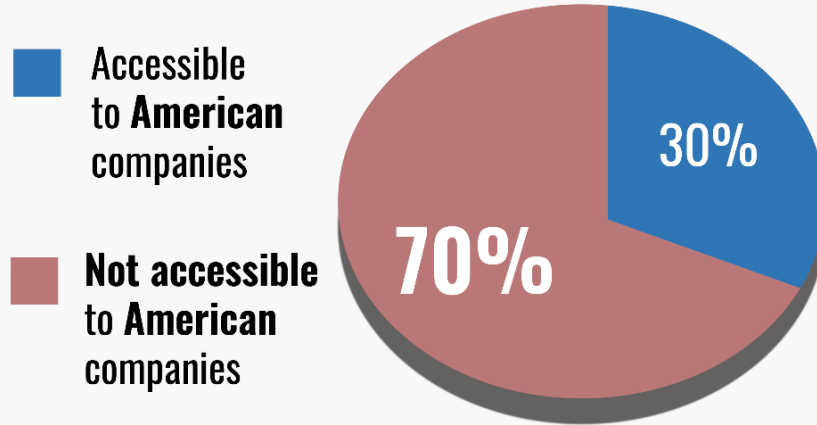
Source: Governmental Accountability Office

European Union - Access to Government Contracts



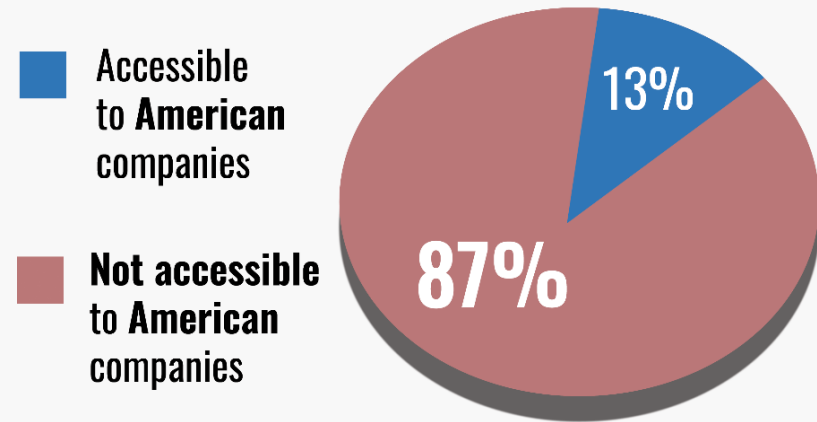
Source: Governmental Accountability Office

Japan - Access to Government Contracts



Source: Governmental Accountability Office

South Korea - Access to Government Contracts



Source: Governmental Accountability Office

Top 11 Recipients of Defense Department Procurement Funds by Country (2008-2016)⁷

Country of Origin	Dollars
Afghanistan	\$21.2 billion
United Arab Emirates	\$10.3 billion
Switzerland	\$9.23 billion
South Korea	\$8.5 billion
Germany	\$7.65 billion
Kuwait	\$6.5 billion
United Kingdom	\$5.85 billion
Japan	\$3.87 billion
Saudi Arabia	\$3 billion
Iraq	\$2.4 billion
Canada	\$1.65 billion

⁷ The Department of Defense produces an annual *Report to Congress on Department of Defense Fiscal Year Purchases from Foreign Entitles*. Congressional staff reviewed these reports from FY2009-2016 and analyzed the data provided in order to form the basis of this report. The Department's reports to Congress are available online at: https://www.acq.osd.mil/dpap/cpic/cp/DoD_purchases_from_foreign_entities.html

Buy American Opportunities for Michigan Companies

The *Buy American Act* was enacted in 1933 in order to promote American manufacturing and jobs. The United States government, particularly the Department of Defense, has long been the largest purchaser of manufactured products in the world, and Congress wanted to ensure that government spending supported American jobs and manufacturing.⁸

The *Buy American Act* was the first major law passed by Congress to ensure that federal procurement dollars are used to support American-made products. It remains one of the most important protections for American manufacturers to this day. The *Buy American Act* generally requires federal agencies to purchase products that are manufactured in the United States and produced using materials that were mined, produced, or manufactured in the United States.⁹

In addition to the *Buy American Act*, there are several laws that require state and local government to use American-made steel, iron, and manufactured products when using federal dollars on public infrastructure projects (e.g. highways and public transportation). These various laws on public infrastructure and transportation grant programs are commonly referred to as *Buy America*. *Buy America* requirements in federally funded transportation and infrastructure projects date back to the Surface Transportation Assistance Act of 1978. While the *Buy American Act* applies to all agencies, *Buy America* policies only apply to some federal infrastructure programs, leaving many taxpayer funded grant programs without clear rules requiring the use of American-made products.¹⁰

⁸ K&L Gates, *Government Contracts and Procurement* (2011).

http://www.klgates.com/files/upload/Public_Policy_Govt_Contracts.pdf

⁹ Congressional Research Service, *Domestic Content Restrictions: The Buy American Act and Complementary Provisions of Federal Law* (Sept. 12, 2016) (R43354).

<http://www.crs.gov/Reports/R43354?source=search&guid=3a43321f5012498d8e2637c65e79c3ab&index=0>

¹⁰ Congressional Research Service, *Buy America, Transportation Infrastructure, and American Manufacturing* (April 7, 2017)(IF10628)

Over time, loopholes in the *Buy American Act* have grown, and billions of dollars of federal spending have been awarded to foreign companies instead of American manufacturers. Despite the strength of American—and Michigan—manufacturing, large number of foreign purchases are being made using these loopholes.

Four sectors in particular – Automotive, Aerospace, Electronics, and Furniture – represent some of the strongest drivers of Michigan’s economy. The Department of Defense and other federal agencies sent billions in government contracts to foreign companies in these sectors between 2008 and 2016.

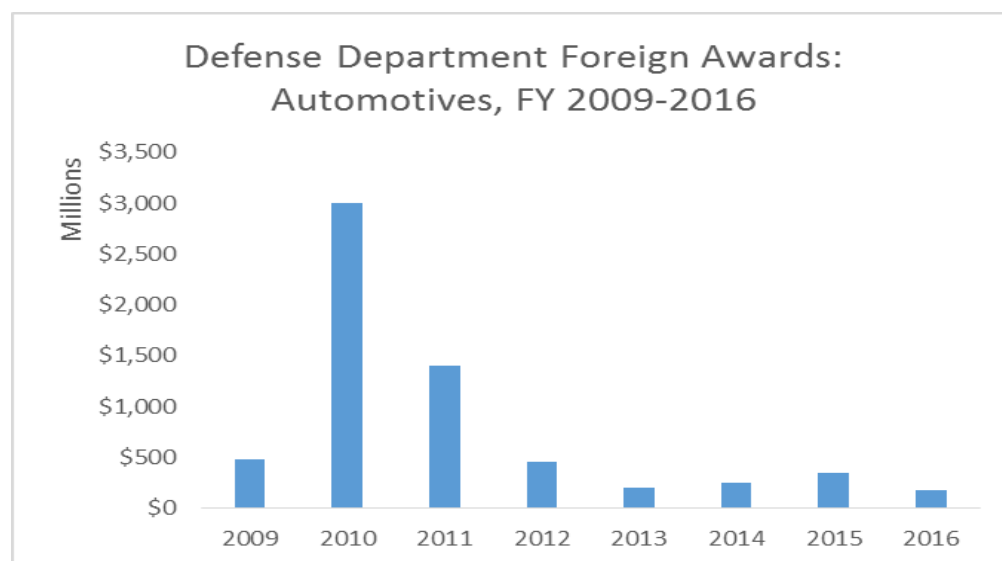
Vehicle Manufacturing

The United States is the largest producer of commercial vehicles in the world. In 2017, the United States manufactured over 8 million commercial vehicles, almost twice as many as were made in China that year.¹¹

Michigan's automotive sector continues to dominate manufacturing jobs in the state with more than 180,000 workers.

But while car and commercial vehicle production has been decreasing in the United States (shrinking by over 8% from 2016 to 2017), other countries' automotive manufacturing has been growing. Motor vehicle production in China increased by more than 3% from 2016 to 2017, and Mexico's automotive manufacturing output increased by 13% in that time.¹²

Michigan workers lose out when federal agencies like the Department of Defense spend billions on foreign automotive products. In 2017, Michigan workers manufactured nearly 2.1 million vehicles across 23 models, from 11 Michigan assembly lines, accounting for 18.5% of all U.S. production.¹³ But between 2008 and 2016, the U.S. Defense Department spent over \$6.3 billion on foreign-made automotive products.



* Fiscal years starting on October 1, 2008 and ending on September 30, 2016

¹¹ International Organization of Motor Vehicle Manufacturers, *2017 Production Statistics* (Mar. 7, 2018). <http://www.oica.net/category/production-statistics/2017-statistics/>

¹² *Id.*

¹³ <http://www.detroitchamber.com/econdev/chamber-initiatives/michauto-universal-name/the-auto-industry-in-michigan/>

Aerospace

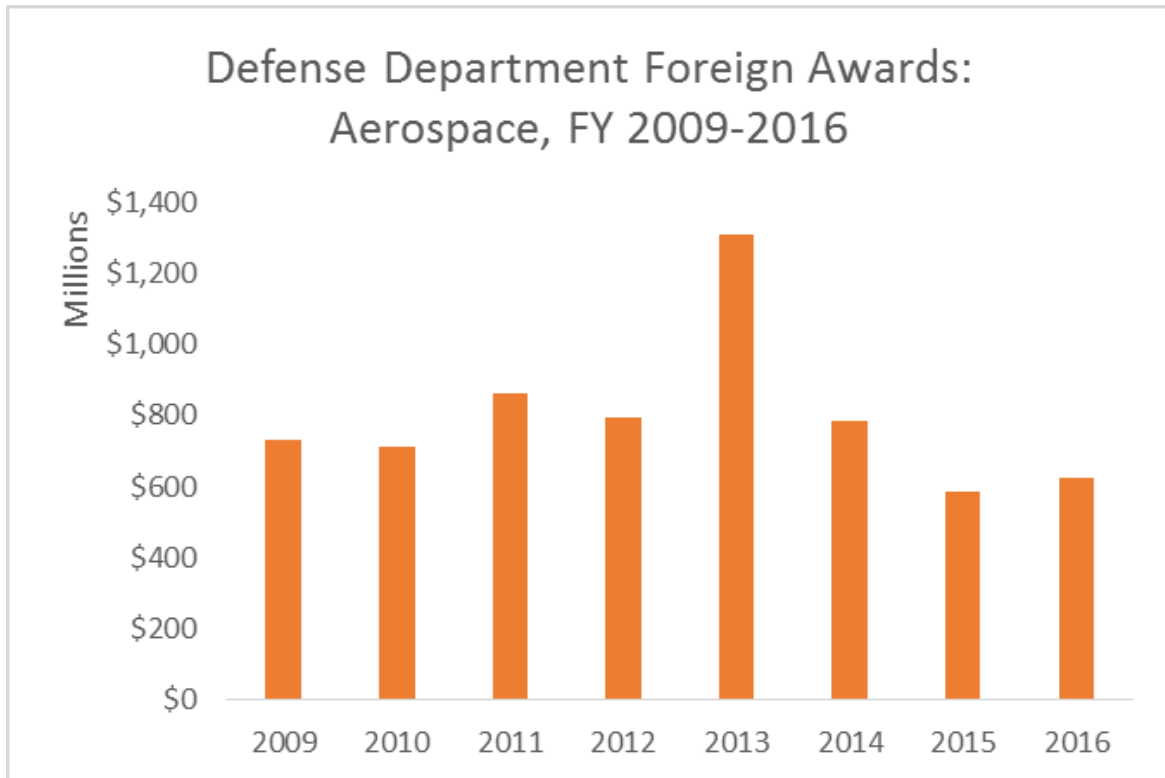
Michigan is ranked second in the United States for aerospace manufacturing attractiveness.¹⁴ There are over 600 Michigan companies affiliated with the aerospace supply chain, including approximately 160 component manufacturers.¹⁵

From airframes to helicopters, manufacturers in this sector build the equipment that our women and men in the Armed Services rely on. Macomb County contains one of the heaviest concentrations of defense contractors in the Midwest. It is home to research and development facilities, materials research hubs, and Selfridge Air National Guard Base. Additional aerospace clusters can be found in Oakland County and West Michigan.

Between 2008 and 2016, DoD spent nearly **\$6.4 billion** on foreign aerospace purchases (including the acquisition of airframes, aircraft engines, and other aircraft equipment).

¹⁴ PricewaterhouseCoopers, *Aerospace Manufacturing Attractiveness Rankings* (August 2017). <http://www.michman.org/resources/Pictures/PWC%202017%20Aerospace%20Manufacturing%20Attractiveness%20Rankings.pdf>

¹⁵ <http://aiamnow.com/aerospace-in-michigan/>



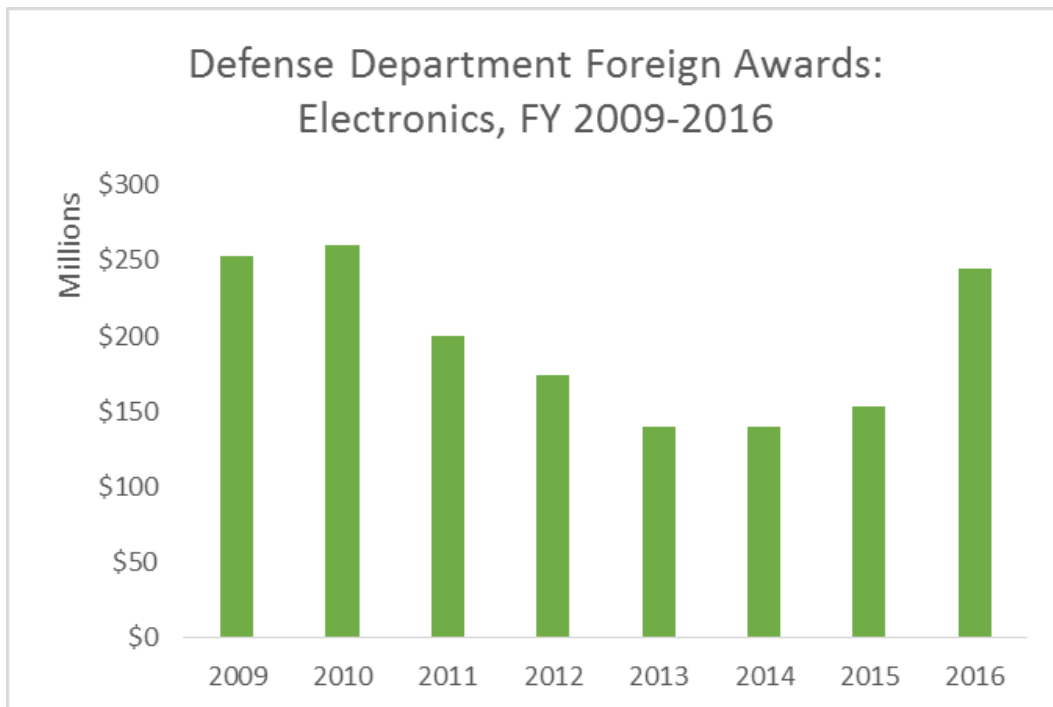
** Fiscal years starting on October 1, 2008 and ending on September 30, 2016*

DoD is not the only federal agency to spend significant amounts of money on foreign aerospace purchases. Analysis of data provided by **the Department of Homeland Security (DHS)** show that **DHS spent nearly \$1 billion on foreign-made aerospace products from 2008 to 2016**, despite the United States' strong comparative advantage in aerospace manufacturing.

Electronics

Michigan has an established computer and electronics manufacturing industry that employs over 20,000 people. In the next two years, the electronics manufacturing industry is expected to grow and add new jobs in Michigan.¹⁶ The electronics manufacturing sector includes the production of communications equipment, wireless and Bluetooth technologies, sensors, televisions, satellite communications and much more. One of the major hubs for electronics manufacturing in Michigan can be found in the Grand Rapids Metropolitan Area.

Between 2008 and 2016, DoD spent over **\$1.5 billion** on foreign-made electronics-including electronics and communication equipment).



* Fiscal years starting on October 1, 2008 and ending on September 30, 2016

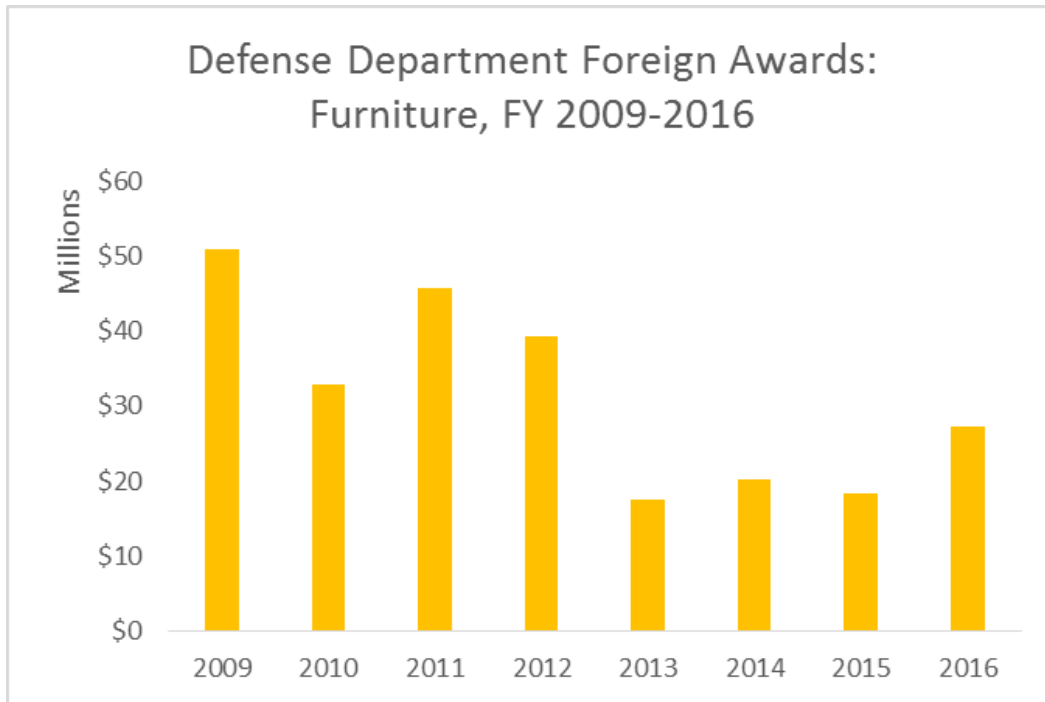
Similar to DoD, other agencies spent heavily on foreign-made electronics. From 2008 to 2016, **the Department of Homeland Security spent \$22 million, and the Department of Commerce spent nearly \$21 million.**

¹⁶ <http://milmi.org/SearchResults.aspx?q=computer%20and%20electronics%20manufacturing>

Furniture

The nation's commercial furniture industry produces furniture for the workplace, education, and healthcare. In 2014, Michigan furniture manufacturers generated over \$2.2 billion in revenue.¹⁷ Office furniture manufacturers alone employed close to 23,000 workers in Michigan.¹⁸

Between 2008 and 2016, DoD spent over **\$250 million** on foreign-made purchases of furniture. Other federal agencies have also spent significant amounts of procurement money on foreign-made purchases of furniture. From 2008 to 2016, **the Department of Homeland Security spent \$5 million on foreign-made furniture, the General Services Administration spent \$1.5 million, and the Department of Commerce spent \$200,000.**



* Fiscal years starting on October 1, 2008 and ending on September 30, 2016

¹⁷ <http://www.nam.org/Data-and-Reports/State-Manufacturing-Data/State-Manufacturing-Data/April-2017/Manufacturing-Facts---Michigan/>

¹⁸ <http://milmi.org/DataSearch/CES>

Loopholes Sending Tax Dollars Overseas

In order to send procurement funds to foreign companies, the Department of Defense and other federal agencies use a variety of loopholes to bypass the Buy American Act.

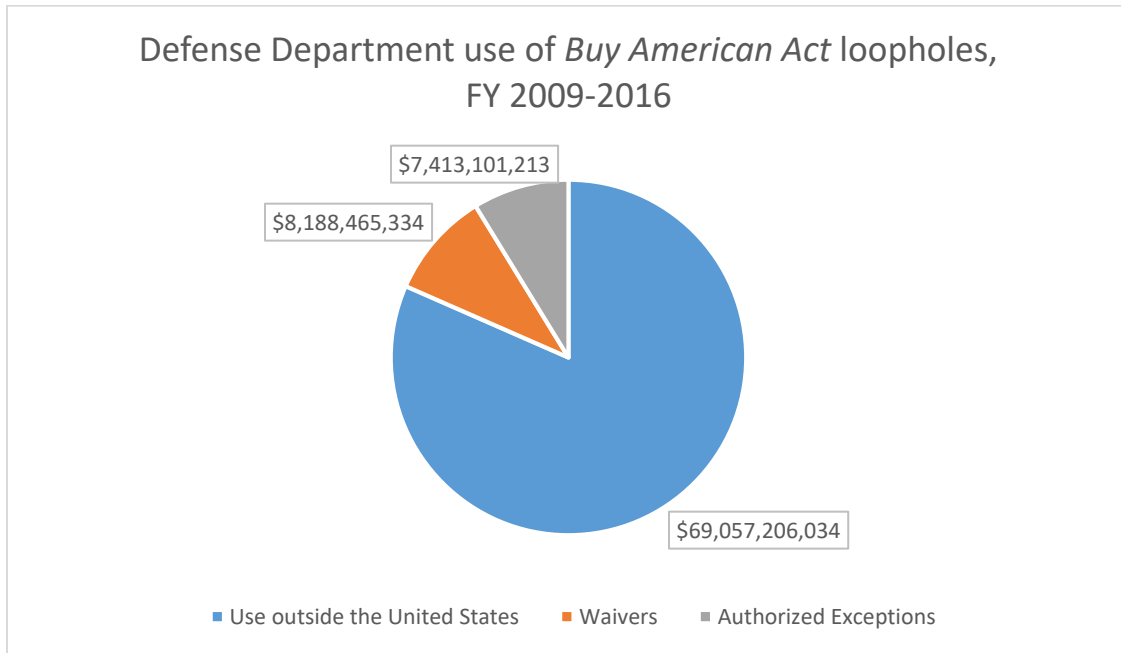
1. **Domestic Non-Availability:** If an agency is seeking to purchase an item that is not available in sufficient quality or quantity from American manufacturers, the agency may grant itself an exception from *Buy American* rules and could purchase the intended product from a foreign entity. It makes sense to give federal agencies some flexibility in purchasing, especially when there are no domestic manufacturers that can provide a certain product. However, federal agencies have abused their authority by granting domestic non-availability waivers even when a U.S. manufacturer could clearly fill the intended contract. In February 2018, DoD's Inspector General issued a report finding multiple instances when DoD contracting officials improperly purchased foreign-made items by waiving Buy American laws even when domestic products were available.¹⁹ In one documented example, Air Force officials did not perform adequate research to find vendors to produce U.S.-made football uniforms. Instead, officials issued two domestic non-availability waivers to purchase foreign-made jerseys and pants.
2. **Public Interest Exception:** If an agency determines that complying with the restrictions of the *Buy American Act* would be "inconsistent with the public interest," it may grant itself an exception. The authority to waive the *Buy American Act* when it meets the "public interest" should be used in limited circumstances (i.e., national security emergencies). Unfortunately, agencies like DoD have used this authority to make agreements with other countries that effectively nullify the *Buy American Act* and treat manufacturers located in foreign countries as if they were domestic entities.

¹⁹ Department of Defense Office of Inspector General, *Summary Report of DoD Compliance with the Berry Amendment and the Buy American Act* (Feb. 6, 2018).

3. **Use outside of the United States:** Products that are being purchased for use outside of the United States may also be exempted from the restrictions of the *Buy American Act*. This includes purchases of materials for use by embassies, consulates, and overseas military operations. This loophole allows federal agencies performing duties abroad to purchase items from countries such as Saudi Arabia, Denmark, or even China.
4. **Qualifying Country:** This loophole covers purchases from companies located in countries that have special trade agreements with the United States or have joined certain World Trade Organization agreements. Essentially, these agreements reduce Buy American restrictions and prevent federal agencies from giving U.S. manufacturers preferential treatment when a foreign firm is bidding on certain federal contracts. In return, U.S. manufacturers are supposed to be given equal access to federal contracts in foreign countries, but that is not the case.

These agreements have given foreign manufacturers substantially more opportunities to bid on U.S. government contracts and have shortchanged American manufacturers. A recent study by the Governmental Accountability Office (GAO) found that the U.S. opened up about 80 percent (\$198 billion out of \$247 billion) in federal procurement to countries that are signers of the World Trade Organization (WTO) Agreement on Government Procurement (GPA). In contrast, other signers of the WTO GPA (e.g., Japan, South Korea, and European Union) have given American manufacturers significantly less access to their government's procurement markets. For instance, Japan and South Korea only provided American companies access to about 30 percent and 13 percent of their countries' procurement markets, respectively. The European Union provided U.S. companies access to only 16 percent of its total procurement spending.

DoD's use of Buy American loopholes between 2008 and 2016 accounts for over \$84 billion in spending on foreign-made products. A breakdown of the agency's use of loopholes is displayed below:



Solutions to Strengthen Buy American Laws

Senator Stabenow has authored and championed legislation to ensure that recipients of federal taxpayer dollars, whether they be federal agencies or state/local governments, are adhering to strong Buy American laws.

Solution #1: Make It In America Act

Senator Stabenow's *Make It In America Act* (S.908) closes loopholes, prioritizes American firms, eliminates the overseas exemption, and demands higher transparency in foreign procurement, making the *Buy American Act* work for Americans.

Closing the Loopholes

The *Make It In America Act* cleans up confusing language in the Federal Acquisition Regulation (FAR) that has led to the proliferation of loopholes in the *Buy American Act*. It requires regulators to:

- Clearly define that it is inconsistent with the public interest to award a contract that will lead to a decrease in U.S. employment.
- Publicly identify circumstances where *Buy American Act* waivers may be used.
- Develop procedures to investigate misuse of the *Buy American Act* waiver system.
- Define the term “manufactured end product” so that federal agencies are buying items actually made in the United States.
- Ensure that federal agencies are exploring all alternatives before issuing a domestic non-availability determination for a product.

Protecting American Jobs

Federal agencies are currently given wide discretion to determine what constitutes the “public interest” in the *Buy American Act*, creating a loophole. The *Make It In America Act* would ensure that federal agencies could not use the public-interest waiver if awarding a contract to a foreign entity would result in reduced domestic employment.

Eliminate the Outside the United States Exception

One commonly used loophole in the *Buy American Act* is the exception for items purchased for use outside of the United States. In other words, current *Buy American Act* requirements do not apply to some purchases that are used overseas. The *Make It In America Act* prohibits the use of the overseas exception to *Buy American Act* requirements unless the supplies are needed for national security.

Raising the Threshold

To be given preferential treatment under the *Buy American Act*, a product must be manufactured in the United States and have more than 50% of the cost of components manufactured domestically. The *Make It In America Act* raises that threshold to 75%. Agencies will be given flexibility to lower the threshold to 60% if no bids are submitted.

Increasing Transparency

The *Make It In America Act* requires all federal agencies to report to Congress the total amount of purchasing dollars spent on foreign entities and the number of Buy American waivers granted.

Senator Stabenow has also introduced the *Keep Buying American Act of 2018* (S. 3006) requiring the federal agencies covered by President Trump's April 2017 Buy American executive order²⁰ to publicly release reports on how they are complying with our nation's Buy American laws.

²⁰ <https://www.whitehouse.gov/presidential-actions/presidential-executive-order-buy-american-hire-american/>

Solution #2: Made In America Act

Senator Stabenow is also a champion of the *Made In America Act of 2018*, which adds new Buy America requirements to 16 federal programs that provide \$10 billion in federal funding or financial assistance to infrastructure projects.

Expanding Buy America Requirements

The *Made In America Act* would add Buy America requirements to grants administered by Department of Agriculture, Commerce, Interior, Health and Human Services, Housing and Urban Development, and many more.

Made in America Construction Material

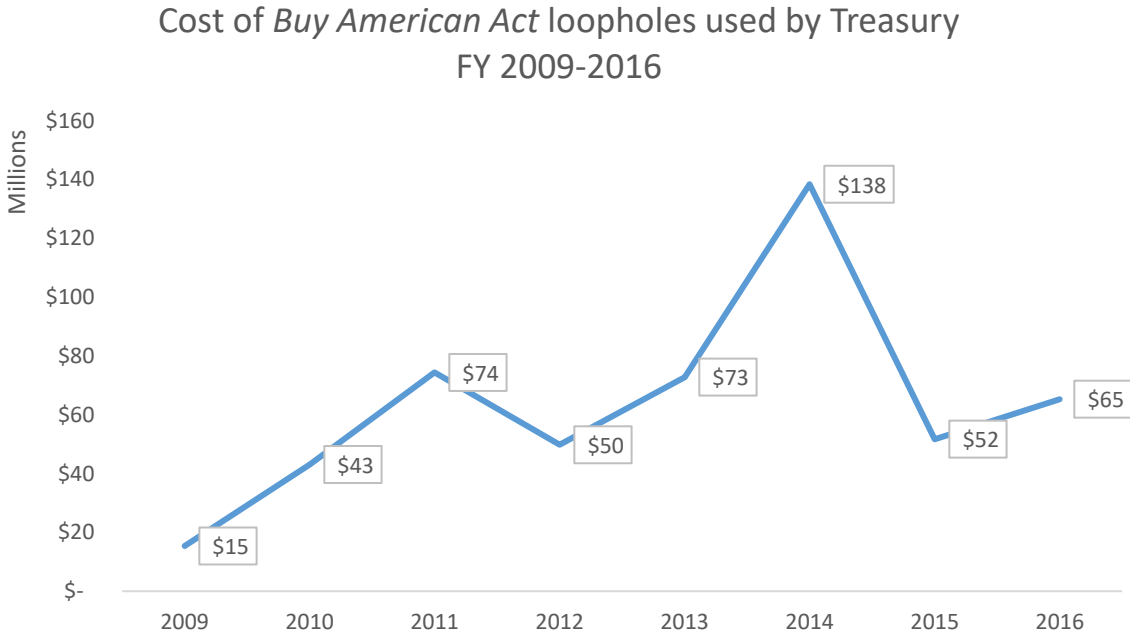
The *Made In America Act* would require infrastructure projects utilizing identified program funds to have American-made steel, iron, manufactured products, non-ferrous metals, plastic, concrete and aggregates, glass (including optical glass in broadband), lumber, and drywall. The bill also directs the Secretary of Commerce to create new guidelines to ensure that all manufacturing processes for construction material occurred in the United States. When developing their guidelines, the Department of Commerce must seek to maximize the number of jobs created.

Federal Agency Spending

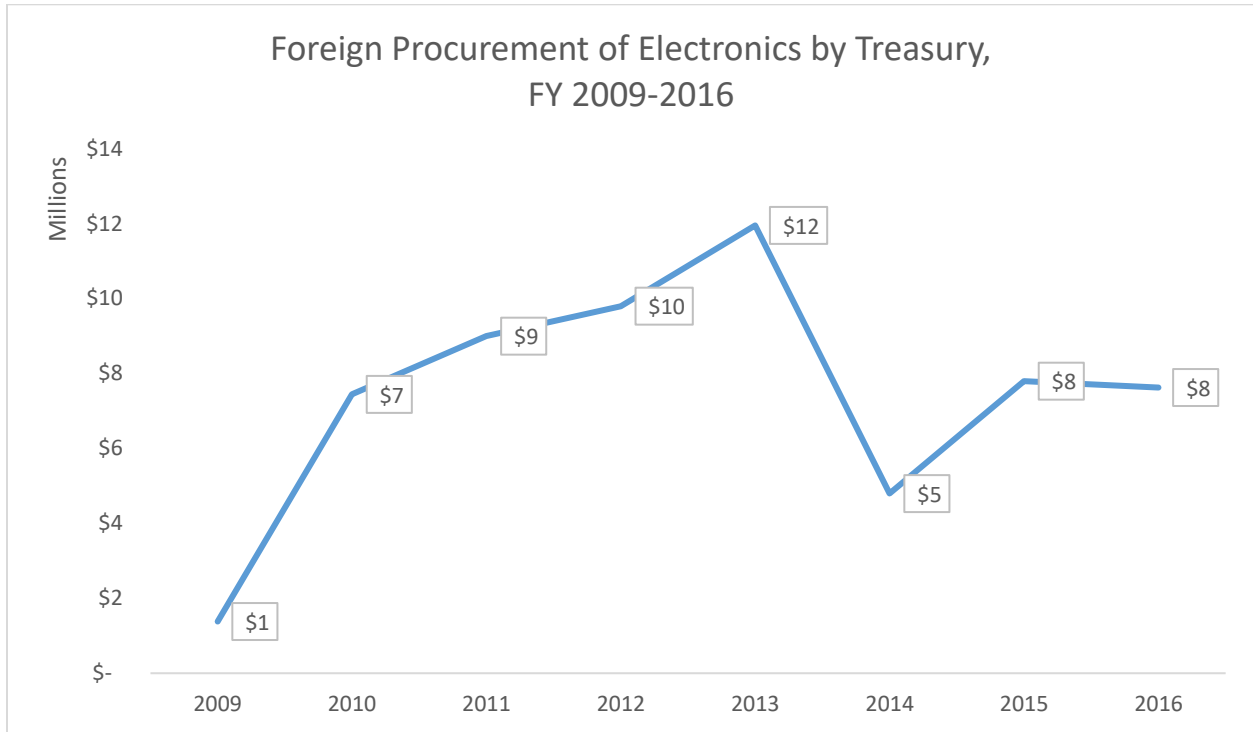


U.S. Department of the Treasury

The total cost of Buy American Act loopholes used by the U.S. Department of the Treasury between fiscal years 2009-2016 was \$510,823,056.



Total foreign procurement of electronics by the U.S. Department of the Treasury for this time period was \$59,793,976.



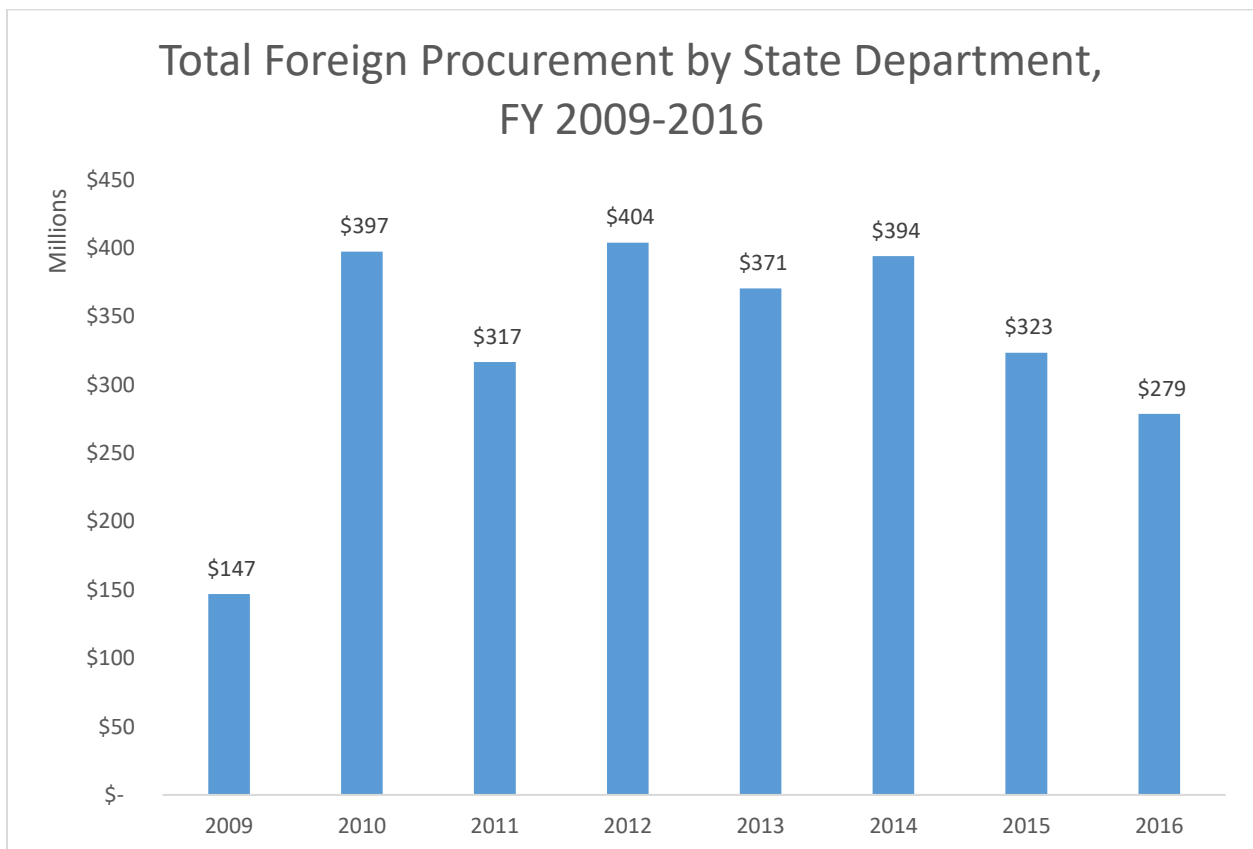
The table below shows the dollar value of foreign procurement in the following sectors: automotive, aerospace, electronics, and furniture. It also displays the total dollar value for Buy American Act loopholes used by the U.S. Department of the Treasury between fiscal years 2009 and 2016. While the department’s procurement spending on automotive and furniture products has been relatively low compared to other agencies, there is a high amount of spending on electronic products.

	FY 2009	FY 2010	FY 2011	FY 2012	FY 2013	FY 2014	FY 2015	FY 2016	FY '09 - '16
Automotives:	\$0	\$0	\$66.8 K	\$6.5 K	\$126.8 K	\$104.6 K	\$42.6 K	\$315.1 K	\$662.5 K
Aerospace:	\$0	\$0	\$0	\$0	\$0	\$0	\$0	\$0	\$0
Electronics	\$1.38 M	\$7.44 M	\$9 M	\$9.8 M	\$11.8 M	\$4.8 M	\$7.8 M	\$7.6 M	\$59.8 M
Furniture	\$222.6 K	\$34.6 K	\$3.9 K	\$7.8 K	\$32.8 K	\$0	\$0	\$0	\$393.7 K
BAA Loopholes:	\$15.4 M	\$43.1 M	\$74.4 M	\$49.8 M	\$72.8 M	\$138.4 M	\$51.7 M	\$65.3 M	\$510.8 M

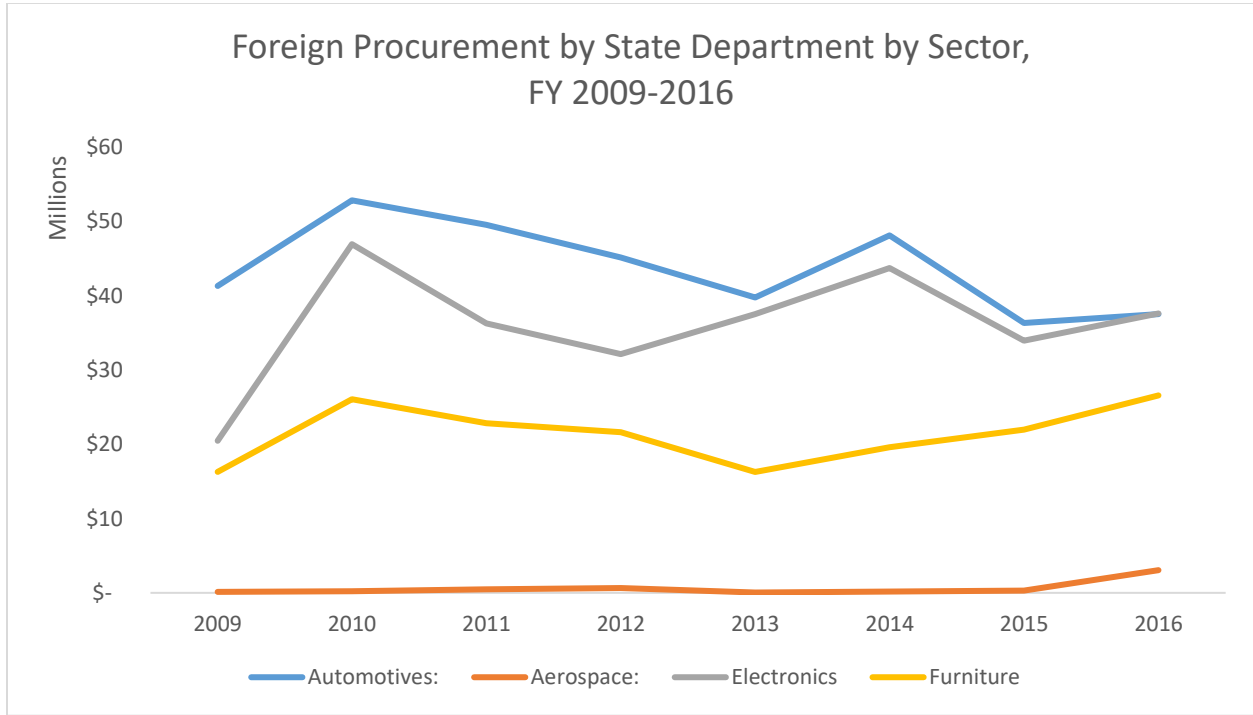


U.S. Department of State

Total foreign procurement by the U.S. Department of State between fiscal years 2009-2016 was \$2,632,314,547.



The graph below shows the department’s foreign procurement broken down by sectors: automotive, aerospace, electronics, and furniture.



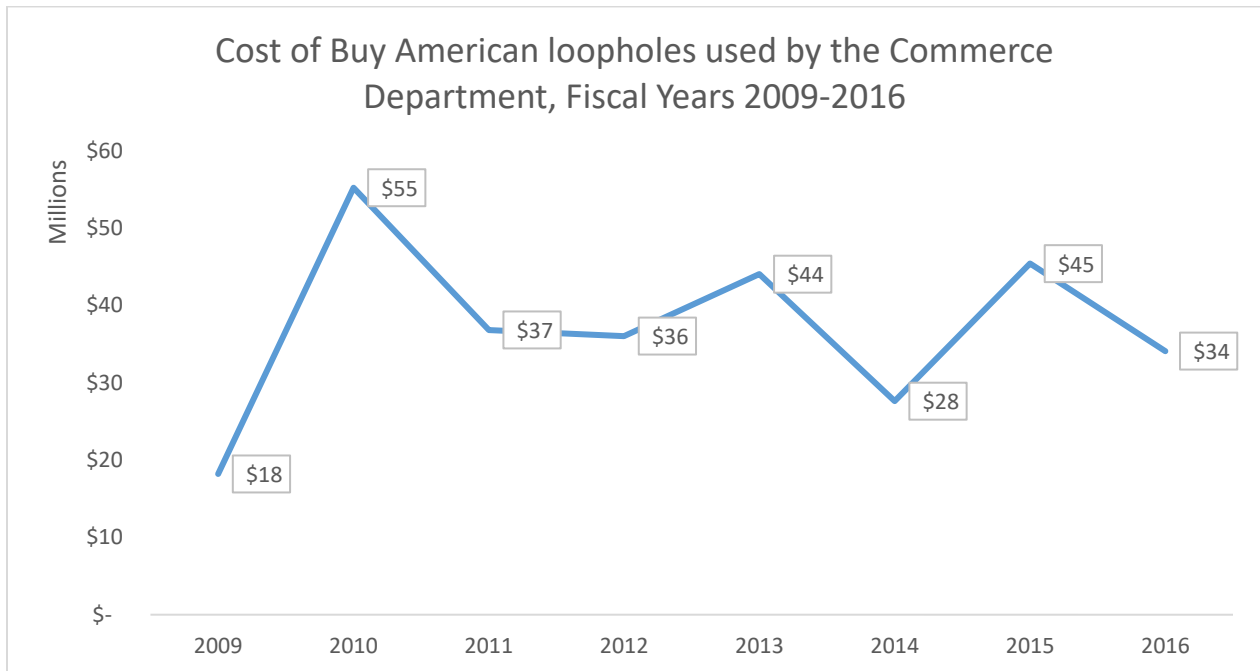
The table below shows the dollar value of total foreign procurement by the U.S. Department of State, as well as a foreign procurement in the automotive, aerospace, electronics, and furniture sectors.

	FY 2009	FY 2010	FY 2011	FY 2012	FY 2013	FY 2014	FY 2015	FY 2016	FY '09 - '16
Total Foreign Procurement:	\$147 M	\$397.5 M	\$316.8 M	\$404 M	\$370.6 M	\$394.3 M	\$323.4 M	\$278.9 M	\$2.63 B
Automotives:	\$41.3 M	\$52.8 M	\$49.6 M	\$45.2 M	\$39.8 M	\$48.2 M	\$36.3 M	\$37.5 M	\$350.8 M
Aerospace:	\$125.9 K	\$211.2 K	\$475.8 K	\$662.1 K	\$48.6 K	\$176.1 K	\$308.7 K	\$3.05 M	\$5.07 M
Electronics	\$20.5 M	\$47 M	\$36.3 M	\$32.2 M	\$37.5 M	\$43.7 M	\$34 M	\$37.6 M	\$288.8 M
Furniture:	\$16.3 M	\$26.1 M	\$22.8 M	\$21.6 M	\$16.3 M	\$19.6 M	\$22 M	\$26.6 M	\$171.3 M

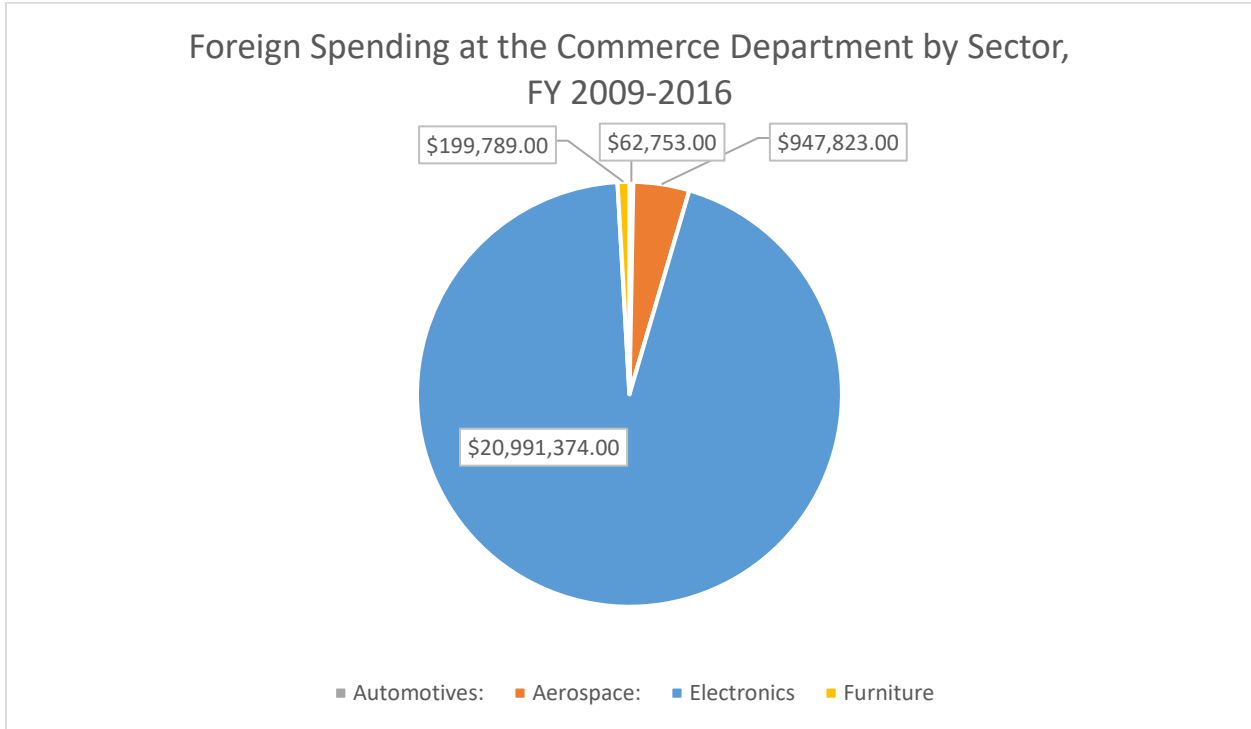


U.S. Department of Commerce

The total cost of Buy American Act loopholes used by the U.S. Department of Commerce between fiscal years 2009-2016 was \$297,521,398.



The combined dollar value of foreign procurement in automotive, aerospace, electronics, and furniture by the U.S. Department of Commerce was \$22,201,739.00.



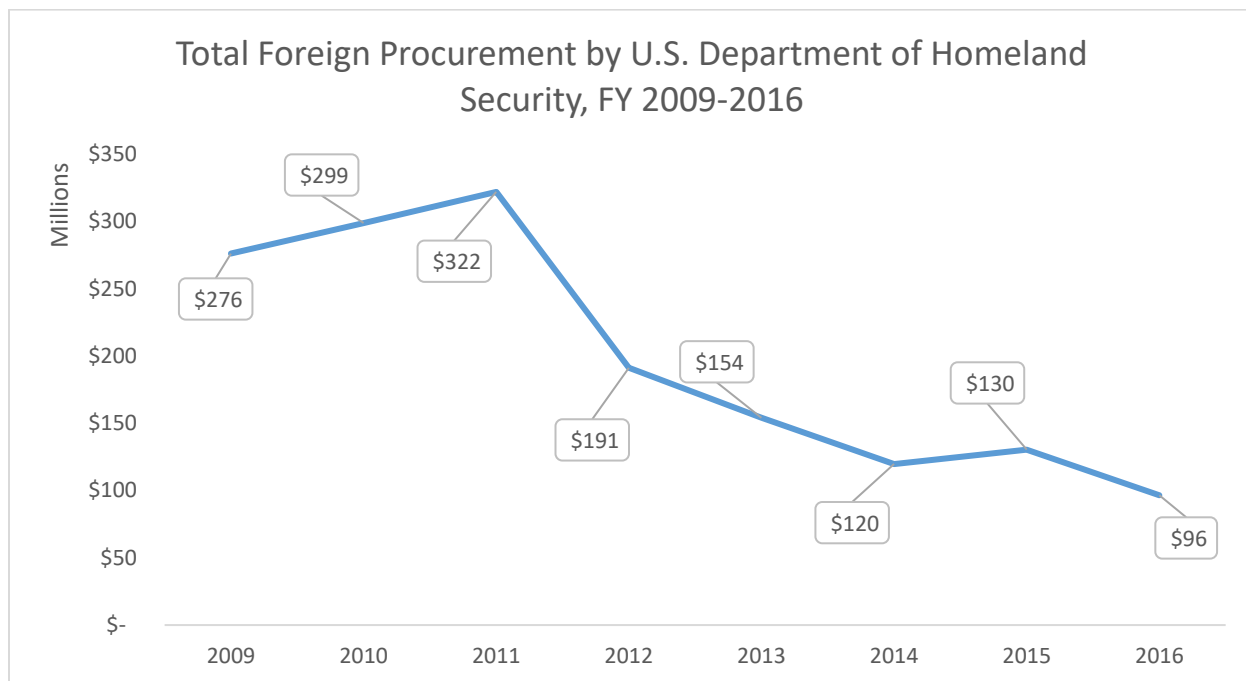
The table below shows the dollar value of total foreign procurement by the U.S. Department of Commerce, as well as a foreign procurement in the automotive, aerospace, electronics, and furniture sectors, and the use of Buy American Act loopholes.

	FY 2009	FY 2010	FY 2011	FY 2012	FY 2013	FY 2014	FY 2015	FY 2016
Total Foreign Procurement:	\$18.2 M	\$55.2 M	\$36.8 M	\$36 M	\$44 M	\$27.6 M	\$45.4 M	\$34.1 M
Automotives:	\$0	\$0	\$0	\$35 K	\$0	\$0	\$28 K	\$0
Aerospace:	\$0	\$640 K	\$124 K	\$111 K	\$22.7 K	\$21.1 K	\$13.8 K	\$14.4 K
Electronics	\$2.6 M	\$9.7 M	\$890 K	\$914 K	\$1.7 M	\$881 K	\$3.8 M	\$441 K
Furniture:	\$0	\$36.3 M	\$38.5 K	\$36.5 K	\$35.7 K	\$41 K	\$9.2 K	\$2.5 K
BAA Loopholes:	\$18.2 M	\$55.2 M	\$36.8 M	\$36 M	\$44 M	\$27.6 M	\$45.4 M	\$34.1 M

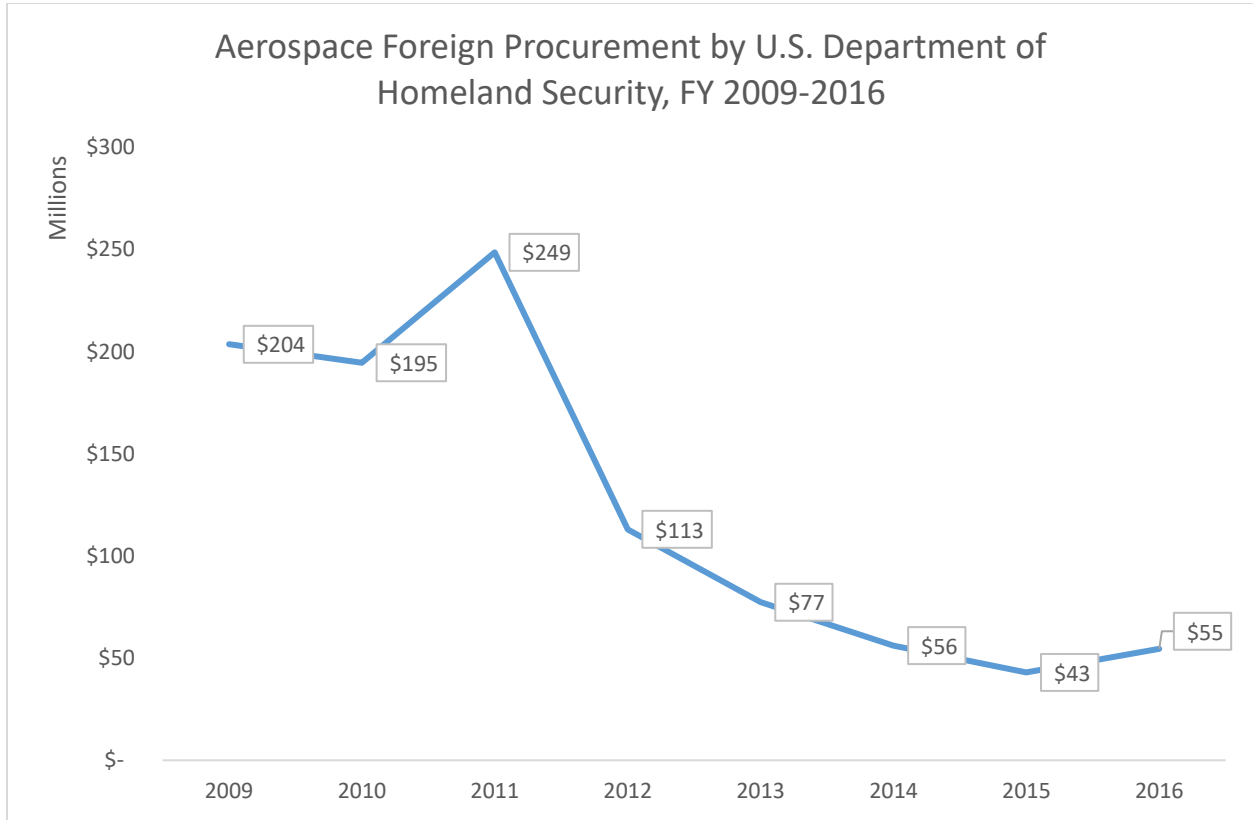


U.S. Department of Homeland Security

Total foreign procurement by the U.S. Department of Homeland Security between fiscal years 2009-2016 was \$1,588,303,801.



Total foreign procurement of aerospace supplies and equipment by the U.S. Department of Homeland Security for this time period was \$990,966,205.



The table below shows the dollar value of total foreign procurement and in the aerospace sector by the U.S. Department of Homeland Security between fiscal years 2009-2016.

	FY 2009	FY 2010	FY 2011	FY 2012	FY 2013	FY 2014	FY 2015	FY 2016	FY '09 - '16
Total Foreign Procurement:	\$276 M	\$298.7 M	\$321.8 M	\$191.1 M	\$154 M	\$119.7 M	\$130.4 M	\$96.4 M	\$1.58 B
Aerospace:	\$203.6 M	\$194.6 M	\$248.6 M	\$113 M	\$77.4 M	\$56.1 M	\$43 M	\$54.6 M	\$991 M